



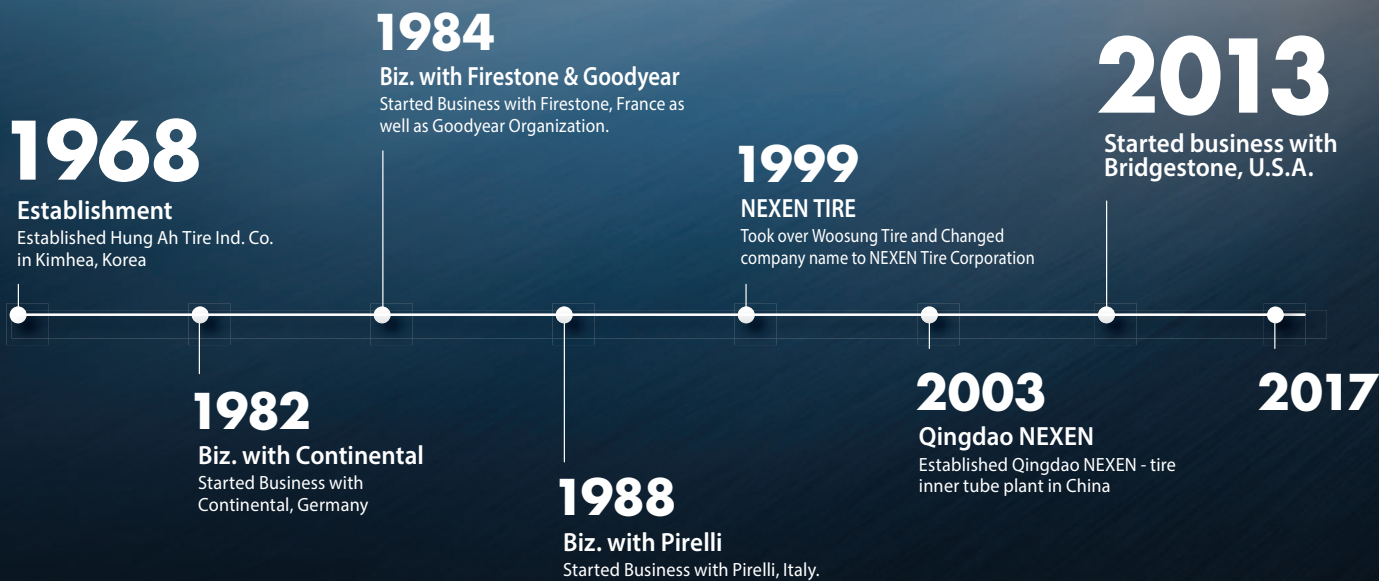
Chambres a air camaras slangar schlauch

# TIRE INNER TUBE



# Welcome to **NEXEN**

Thinking, Preparing and Creating for the future.



- 1968. 09 Established Heung Ah Tire Ind. Co. in Busan
- 1982. 03 Started Business with Continental, Germany
- 1984. 03 Started Business with Firestone, France
- 1984. 09 Started Business with the Goodyear Organization
- 1988. 01 Started Business with Pirelli, Italy
- 1989. 11 Awarded a prize for exporting over US\$ 50,000,000 on 26th Export Day
- 1994. 02 Established Nexen Tech Corporation
- 1994. 05 Acquired certificate of ISO 9001 for tube & envelope, ISO 9002 for golf balls
- 1995. 06 Established Qingdao Heungah Corporation for tire flap in China

- 1999. 06 Took over Woosung Tire and Changed company name to NEXEN TIRE Corporation
- 2000. 03 Established Nexen engineering
- 2001. 12 Management takeover of Korea New Network (KNN)
- 2002. 08 Changed the company name from Heungah to NEXEN Corporation
- 2003. 09 Established ERP SYSTEM
- 2003. 11 Established Qingdao NEXEN tire inner tube plant in China
- 2006. 09 Commenced manufacturing Golf Ball in Qingdao NEXEN Corporation
- 2010. 06 Expanded the South American Market through Pirelli
- 2013. 05 Started Business with Bridgestone, U.S.A
- 2016. 07 TUBE & SOLID, Overseas sales division unified with NEXEN TIRE

## NEXEN, the Global Supplier!

Over past 40years, NEXEN's continous efforts for innovation and reliability has made it a world class manufacturer of intergrated rubber products. Worldwide customers in 140 countries have placed their trust in NEXEN.

### GIMHAE PLANT

Products	Capacity(year)	Remarks
Tire Inner Tubes	27,000,000PCS	Passenger Car Tire to Giant Tire
Solid Tires	200,000EA	
Curing Envelopes	70,000PCS	
Golf Balls	750,000DZ	Tournament + Range Ball
Bladder	110,000EA	

T +82-55-333-3271, +82-55-333-0771 F+82-55-333-0778

### SIHWA PLANT

Products	Capacity(year)	Remarks
CMB	20,000 MT	

T +82-82-31-499-27 F +82-31-499-2750

## NEXEN, Working Together!

	Golf Ball
	Tire Inner Tube
NEXEN Corporation	Tire Flap
	Solid Tire
NEXEN TIRE	Car Tire
NEXEN TECH	Automotive Parts
NEXEN ENGINEERING	Industrial Machine
QINGDAO NEXEN	Golf Ball
KNN	Broadcasting

# INNER TUBE

Supplying proudly P/C, L/T, T/B, industrial implement, farm and off-the-road tubes for all kinds of vehicles including the agricultural purposes to the customers in the world by meeting their special needs.



## GROUP SIZE (RADIAL)

Group	Valve	QTY/CTN	Combination (Radial)
ER10	TR13	45	145R10, 145/70R10, 155/70R10
DR12	TR13	40	125R10
ER12	TR13	40	135R12, 140R12, 145R12, 150R12, 145/70R12, 155/70R12, P135/75R12, P145/75R12, P135/80R12, P145/80R12
FR12	TR13	35	155R12, 175/70R12, P155/75R12, P165/75R12, P155/80R12, P165/80R12, ZR70-12
ER13	TR13	40	135R13, 145R13, 145/70R13, 155/70R13, 140R13, 150R13, 165/70R13, P135/75R13, R145/75R13, P135/80R13, P145/80R13
FR13	TR13	30	155R13, 165R13, 175/70R13, 160R13, P155/75R13, P165/75R13, P155/80R13, P165/80R13, AR78-13
GR13	TR13	30	175R13, 185R13, 185/70R13, 195/70R13, 170R13, 180R13, 205/70R13, P175/75R13, P185/75R13, P175/80R13, P185/80R13, BR78-13, CR78-13, DR78-13, CR70-13
KR13	TR13	25	DR70-13, ER70-13, ER78-13
ER14	TR13	35	135R14, 145R14, 145/70R14, 155/70R14, 165/70R14, 140R14, 150R14, P135/75-14, P145/75R14, P135/80R14, P145/80R14
FR14	TR13	30	155R14, 165R14, 175/70R14, 185/70R14, 160R14, P155/75R14, P165/75R14, P155/80R14, P165/80R14, AR78-14, BR78-14, CR78-14,
GR14	TR13	28	175R14, 185R14, 195/70R14, P175/75R14, P185/75R14, P175/80R14, P185/80R14, DR78-14, ER78-14
KR14	TR13	22	195R14, 205R14, 205/70R14, 215/70R14, P195/75R14, P205/75R14, P195/80R14, P205/80R14, 225/70R14, P215/75R14, FR78-14, GR78-14, DR70-14, ER70-14, FR70-14
MR14	TR13	20	215R14, 225R14, 235R14, HR78-14, GR70-14, HR70-14, JR70-14, LR70-14
DR15	TR13	40	125R15
ER15	TR13	35	135R15, 145R15, 145/70R15, 155/70R15, 140R15, 150R15, 165/70R15, P135/75R15, P145/75R15, P135/80R15, P145/80R15
FR15	TR13,TR15	30	155R15, 165R15, 175/70R15, 185/70R15, 160R15, P155/75R15, P165/75R15, P155/80R15, P165/80R15, AR78-15, BR8-15, BR70-15
GR15	TR13,TR15	22	175R15, 185R15, 195/70R15, 170R15, 180R15, 205/70R15, P175/75R 15, P185/75R15, P175/80R15, P185/80R15, CR78-15, DR78-15, ER78-15, CR70-15, DR70-15
KR15	TR13,TR15	20	195R15, 205R15, 205/70R15, 215/70R15, 225/70R15, P205/75-15, P195/80R15, P205/80R15, 215/75R15, P225/70R15, FR78-15, GR78-15, ER70-15, FR70-15
MR15	TR13,TR15	16	215R15, 225R15, 235R15, 235/70R15, P225/75R15, P215/80R15, P225/80R15, HR78-15, JR78-15, LR78-15, GR70-15, HR70-15, JR70-15, LR70-15
FR16	TR13,TR15	30	550R16
GR16	TR13,TR15	22	6.00R16, 6.50R16, 175R16, 185R16
KR16	TR13,TR15	20	6.70R16, 7.00R16, 7.50R16, 195R16, 205R16, 215R16



## GROUP SIZE (BIAS)

Group	Valve	QTY/CTN	Combination (Radial)
E-10	TR13	45	4.80 / 5.00 / 5.20 / 5.90 / 5.95 / 145-10
D-12	TR13	40	4.00 / 4.40 / 5.30 / 5.35 / 125-12
E-12	TR13	40	4.80 / 5.00 / 5.20 / 5.50 / 5.65 / 135 / 5.95, 145 / 5.90-12
F-12	TR13	35	5.60 / 6.00 / 6.20-12, AB78-12
E-13	TR13	40	5.20 / 5.50 / 5.65 / 135 / 5.95 / 145 / 5.90-13
F-13	TR13	30	5.60 / 5.90 / 6.00 / 6.15 / 155 / 6.45 / 165 / A78 / Y78 / 6.20 / 6.90-13
G-13	TR13	30	6.40 / 6.50 / 6.70 / 7.00 / 6.95 / 175 / 7.35 / 185 / B78 / C78 / 7.30-13
K-13	TR13	25	7.25 / 7.50-13, D78-13
E-14	TR13	35	5.00 / 5.20 / 5.50 / 5.65 / 135 / 5.95 / 145-14
F-14	TR13	30	5.60 / 5.90 / 6.00 / 6.15 / 155 / 6.45 / 165 / 6.20 / 6.90-14, AB78-14
G-14	TR13	28	6.40 / 6.50 / 6.70 / 7.00 / 6.95 / 175 / 7.35 / 185 / C78 / D78 / 7.30-14
K-14	TR13	22	7.50 / 8.00 / 7.75 / 195 / 8.25 / 205 / E78 / F78-14
M-14	TR13	20	8.50 / 8.85 / 9.00-14, GHJ78-14
D-15	TR13	40	4.00 / 4.25 / 4.40-15
E-15	TR13	35	5.20 / 5.50 / 5.65 / 135 / 5.95 / 145 / 6.20-15
F-15	TR13,TR15	30	5.60 / 5.90 / 6.00L / 6.35 / 155 / 6.85 / 165 / 6.90-15, AB78-15
G-15	TR13,TR15	22	6.40 / 6.50 / 7.00L / 7.15 / 175 / 7.35 / 185 / 7.30-15, 17X380, CDE87-15
K-15	TR13,TR15	20	7.00 / 7.10 / 7.75 / 195 / 8.15 / 205-15, FG78-15
M-15	TR13,TR15	16	7.50 / 7.60 / 7.75 / 8.00 / 8.20 / 8.85 / 9.00 / L84 / 9.15-15, HJL78-15
F-16	TR13,TR15	30	5.00 / 5.50-16
G-16	TR13,TR15	22	6.00 / 6.50 / 175 / 185-16
K-16	TR13,TR15	20	6.70 / 7.00 / 7.50 / 195 / 205 / 215-16

# INNER TUBE

## PASSENGER CAR (60 SERIES RADIAL)

Size	Valve	QTY/CTN
185/60R13	TR13	30
195/60R13	TR13	30
P195/60R13	TR13	30
205/60R13	TR13	30
P205/60R13	TR13	30
185/60R14	TR13	25
P185/60R14	TR13	25
195/60R14	TR13	25
P195/60R14	TR13	25
205/60R14	TR13	25
P205/60R14	TR13	25
215/60R14	TR13	20
P215/60R14	TR13	20
225/60R14	TR13	20
P225/60R14	TR13	20
P235/60R14	TR13	20
P245/60R14	TR13	18
P255/60R14	TR13	18
P265/60R14	TR13	18
P275/60R14	TR13	18
185/60R15	TR13	20
195/60R15	TR13	20
P195/60R15	TR13	20
205/60R15	TR13	20
P205/60R15	TR13	20
215/60R15	TR13	18
P215/60R15	TR13	18
P225/60R15	TR13	18
P235/60R15	TR13	18
P245/60R15	TR13	14
P255/60R15	TR13	14
P265/60R15	TR13	14
P275/60R15	TR13	14
205/215/55/60R16	TR13	16

## PASSENGER CAR (RADIAL)

Size	Valve	QTY/CTN
145R10	TR13	45
125R12	TR13	40
135R12	TR13	40
145/70R12	TR13	40
145R12	TR13	40
155/70R12	TR13	40
155R12	TR13	35
175/70R12	TR13	35
135R13	TR13	40
145/70R13	TR13	40
145R13	TR13	40
155/70R13	TR13	40
155R13	TR13	35
165/70R13	TR13	35
165R13	TR13	35
175/70R13	TR13	30
175R13	TR13	30
185/70R13	TR13	30
185R13	TR13	30
195/70R13	TR13	30
135R14	TR13	35
145R14	TR13	35
155/70R14	TR13	35
155R14	TR13	35
165/70R14	TR13	35
165R14	TR13	35
175/70R14	TR13	35
175R14	TR13	30
185/70R14	TR13	28
185R14	TR13	28
195/70R14	TR13	28
195R14	TR13	22
205/70R14	TR13	22
205R14	TR13	22

Size	Valve	QTY/CTN
215/70R14	TR13	22
DR70-14	TR13	28
ER70-14	TR13	22
ER78-14	TR13	28
FR78-14	TR13	28
GR78-14	TR13	22
HR78-14	TR13	22
135R15	TR13	35
135R380	TR13	35
145/70R15	TR13	35
145R15	TR13	35
155/70R15	TR13	35
155R15	TR13	30
165/70R15	TR13	30
165R15	TR13	30
165R380	TR13	30
175/70R15	TR13	30
185/70R15	TR13	22
185R15	TR13	22
195/70R15	TR13	22
195R15	TR13	20
205/70R15	TR13	20
205R15	TR13	20
215/70R15	TR13	20
225/70R15	TR13	16
235/70R15	TR13	16
FR78-15	TR13	22
GR78-15	TR13	20
HR78-15	TR13	20
JR78-15	TR13	20

## PASSENGER CAR (BIAS)

Size	Valve	QTY/CTN
4.80-10	TR13	45
5.00-10	TR13	45
5.20-10	TR13	45
4.00-12	TR13	40
4.40-12	TR13	40
4.80-12	TR13	40
5.00-12	TR13	40
5.20-12	TR13	40
5.50-12	TR13	38
5.90-12	TR13	38
6.00-12	TR13	38
7.00-12	TR13	25
5.00-13	TR13	40
5.20-13	TR13	40
5.50-13	TR13	35
5.60-13	TR13	35
5.90-13	TR13	35
6.00-13	TR13	35
6.15-13	TR13	35
6.45-13	TR13	30
6.50-13	TR13	30
5.00-14	TR13	35
5.50-14	TR13	35
5.90-14	TR13	30
6.00-14	TR13	30
6.20-14	TR13	35
6.90-14	TR13	30
6.45-14	TR13	30
6.50-14	TR13	28
6.95-14	TR13	28

Size	Valve	QTY/CTN
E78-14	TR13	28
F78-14	TR13	28
G78-14	TR13	22
7.00-14	TR13	22
7.35-14	TR13	22
7.50-14	TR13	22
7.75-14	TR13	22
8.00-14	TR13	20
8.25-14	TR13	20
8.50-14	TR13	20
4.00-15	TR13	40
4.25-15	TR13	40
4.50-15	TR13	40
5.00-15	TR13	35
165-380	TR13	30
5.60-15	TR13	30
5.90-15	TR13	30
6.00-15	TR13	30
6.45-15	TR13	30
6.50-15	TR13	22
6.75-15	TR13	22
7.00-15	TR13	20
7.50-15	TR13	20
8.00-15	TR13	16
8.25-15	TR13	12
9.00-15	TR13	12
5.50-16	TR15	30
6.00-16	TR15	22
6.25-16	TR15	22
6.50-16	TR15	20

# INNER TUBE

## LIGHT TRUCK (RADIAL)

Size	Valve	QTY/CTN
145R12	TR13	40
175R13	TR13	30
7.00R13	TR13	25
ER78-14	TR13	28
7.00R14	TR13	22
GR78-15	TR15,TR150A	20
HR78-15	TR15,TR150A	20
LR78-15	TR150A	16
6.00R15	TR15	30
6.50R15	TR15	22
6.70R15	TR15	22
7.00R15	TR15,TR150A	20
7.10R15	TR15	20
7.50R15	TR15,TR150A	20
9.00R15	TR150A	12
10R15	TR13	14
17R400	TR14	22
19R400	TR14	20
4.00/4.50R16	TR15	35
6.00R16	TR15,TR150A	22
6.50R16	TR15,TR150A	20
7.00R16	TR15,TR150A	20
7.50R16	TR15,TR150A	18
8.25R16	TR177A	12
9.00R16	TR177A	12
205R16	TR15	20
245R16	TR15	12
280/85R16	TR15	12
8.00R16.5	TR15	20
8.75R16.5	TR15	20
9.50R16.5	TR15	18
10R16.5	TR15	18
12R16.5	TR15	12
7R17.5	TR15,TR300	20
8R17.5	TR15,TR300	20
8R19.5	TR15,TR300	16

## LIGHT TRUCK (BIAS)

Size	Valve	QTY/CTN
5.00-12	TR13	40
5.00-13	TR13	40
5.50-13	TR13	35
6.00-13	TR13	30
7.00-13	TR13	25
E78-14	TR13	28
6.00-14	TR13	30
6.50-14	TR13	28
7.00-15	TR13	20
200/60-14.5	TR15	30
7-14.5	TR300	22
8-14.5	TR300	22
G78-15	TR15,TR150A	20
H78-15	TR15,TR150A	20
L78-15	TR150A	16
6.00-15	TR15	30
6.50-15	TR15	22
6.70-15	TR15	22
7.00-15	TR15,TR150A	20
7.10-15	TR15	20
7.50-15	TR15,TR150A	20
9.00-15	TR150A	12
10-15	TR13	14
17-400	TR14	22
19-400	TR14	20
4.00/4.50-16	TR15	35
6.00-16	TR15,TR150A	22
6.50-16	TR15,TR150A	20
7.00-16	TR15,TR150A	20
7.50-16	TR15,TR150A	18
8.25-16	TR177A	12
9.00-16	TR177A	12
8.00-16,5	TR15	20
8.75-16.5	TR15	20
9.50-16.5	TR15	18
10-16.5	TR15	18
12-16.5	TR15	12
7-17.5	TR15,TR300	20
8-17.5	TR15,TR300	20
8-19.5	TR15,TR300	16





## TRUCK & BUS (RADIAL)

Size	Valve	QTY/CTN
7.00R15	TR75A	16
7.50R15	TR75A	16
8.00R15	TR177A	14
8.25R15	TR77A	12
9.00R15	TR78A	12
10.00R15	TR78A	12
11.00R15	TR78A	10
7.00R16	TR75A	16
7.50R16	TR177A	16
7.00R17	TR75A	15
7.50R17	TR75A	14
8.25R17	TR77A	14
7.00R18	TR75A	14
7.50R18	TR75A	14
15R19.5	TR300	6
6.50R20	TR75A	15
7.00R20	TR75A	14
7.50R20	TR177A	14
8.25R20	TR77A, V3-04-10	10
9.00R20	TR175A, V3-04-5	9
10.00R20	TR78A, V3-04-5	7
11.00R20	TR78A, V3-04-5	6
12.00R20	TR78A, V3-04-5	5
13.00R20	TR179A	5
14.00R20	TR179A	4
10.00R22	TR78A, V3-04-5	6
11.00R22	TR78A, V3-04-5	6
10R22.5	TR300	8
11R22.5	TR300	7
12R22.5	TR300	6
11.00R24	TR78A	5
12.00R24	TR78A	5
13.00R24	TR179A	4
14.00R24	TR179A	4
13R22.5	TR300	5
11R24.5	TR300	6
12R24.5	TR300	6

## TRUCK & BUS (BIAS)

Size	Valve	QTY/CTN
7.00-15	TR75A	16
7.50-15	TR75A	16
8.00-15	TR177A	14
8.25-15	TR77A	12
9.00-15	TR78A	12
10.00-15	TR78A	12
11.00-15	TR78A	10
7.00-16	TR15, TR150A	20
7.00-16	TR75A	16
7.50-16	TR177A	16
7.00-17	TR75A	15
7.50-17	TR75A	14
8.25-17	TR77A	14
7.00-18	TR75A	14
7.50-18	TR75A, TR177A	14
8.00-18	TR75A	14
12.00-18	TR78A	4
13.00-18	TR78A	4
8/9-19.5	TR300	14
15-19.5	TR300	6
6.50-20	TR75A	15
7.00-20	TR75A	14
7.50-20	TR177A	14
8.25-20	TR77A, V3-04-10	10
9.00-20	TR175A, V3-04-5	9
10.00-20	TR78A, V3-04-5	7
11.00-20	TR78A, V3-04-5	6
12.00-20	TR78A, V3-04-5	5
13.00-20	TR179A	5
14.00-20	TR179A	4
10.00-22	TR78A, V3-04-5	6
11.00-22	TR78A, V3-04-5	6
10-22.5	TR300	8
11-22.5	TR300	7
12-22.5	TR300	6
11.00-24	TR78A	5
12.00-24	TR78A	5
13.00-24	TR179A	4
14.00-24	TR179A	4
13-22.5	TR300	5
11-24.5	TR300	6
12-24.5	TR300	6

INNER TUBE

TUBE VALVE

FLAP

CURING ENVELOPE & CURING TUBE

LIMITED WARRANTY

MOUNTING INSTRUCTION

# INNER TUBE

## OFF-THE-ROAD

Size	Valve	QTY/CTN
7.00-20	TR75A	14
7.50-20	TR75A,TR177A	14
8.25-20	TR77A	10
9.00-20	TR78A	9
10.00-20	TR78A	7
11.00-20	TR78A	6
12.00-20	TR78A	5
13.00-20	TR179A	5
14.00-20	TR179A	4
15.00-20	TR179A	4
12.00-24/25	TR78A	5
13.00-24/25	TR179A	4
14.00-24/25	TR179A	4
16.00-24/25	TRJ1175C	3
16.00-24/25	TRJ4000	3
18.00-24/25	TRJ1175C	2
18.00-24/25	TRJ4000	2
21.00-24/25	TRJ1175C	2
21.00-24/25	TRJ4000	2
24.00-25	TRJ1175C	1
24.00-25	TRJ4000	1
15.5-25	TRJ1175C	4
15.5-25	TRJ4000	4
17.5-25	TRJ1175C	3
17.5-25	TRJ4000	3
20.5-25	TRJ1175C	2
20.5-25	TRJ4000	2
23.5-25	TRJ1175C	2
23.5-25	TRJ4000	2
26.5-25	TRJ1175C	1
26.5-25	TRJ4000	1

## OFF-THE-ROAD (TRACTOR-GRADER)

Size	Valve	QTY/CTN
7.00-20	TR75A	14
7.50-20	TR177A	14
8.25-20	TR77A	10
10.00-20	TR218A	7
13.00-20	TR220A	5
14.00-20	TR220A	4
12.00-24	TR218A	5
13.00-24	TR220A	4
14.00-24	TR220A	4
16.00-24	TR220A	3
KM24	TR220A	4

## GIANT OFF-THE-ROAD

Size	Valve	QTY/CTN
29.5-25	TRJ1175C	1
29.5-25	TRJ4000	1
26.5-29	TRJ1175C	1
26.5-29	TRJ4000	1
29.5-29	TRJ1175C	1
29.5-29	TRJ4000	1
24.00-29	TRJ1175C	1
24.00-29	TRJ4000	1
18.00-33	TRJ1175C	1
18.00-33	TRJ4000	1
21.00-35	TRJ1175C	1
21.00-35	TRJ4000	1
29.5-35	TRJ1175C	1
29.5-35	TRJ4000	1

## 70 SERIES AGRICULTURAL (RADIAL)

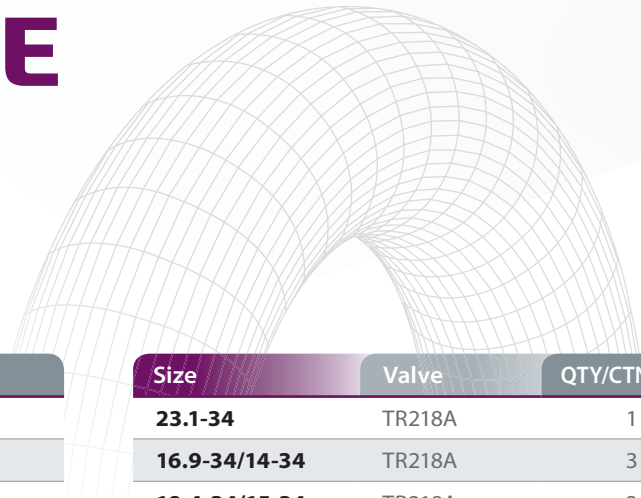
Size	Valve	QTY/CTN
320/70R24	TR218A	6
360/70R24	TR218A	6
380/70R24	TR218A	5
420/70R24	TR218A	4
480/70R26	TR218A	4
320/70R28	TR218A	5
360/70R28	TR218A	5
420/70R28	TR218A	4
460/70R28	TR218A	4
480/70R28	TR218A	4
420/70R30	TR218A	3
480/70R30	TR218A	3
520/70R30	TR218A	3
480/70R34	TR218A	3
520/70R34	TR218A	3
480/70R38	TR218A	3
520/70R38	TR218A	3
580/70R38	TR218A	2

## FARM & IMPLEMENT

Size	Valve	QTY/CTN
<b>4.00-8</b>	TR13	40
<b>4.00-12</b>	TR13	40
<b>10.0/80-12</b>	TR15, V3-04-5	16
<b>9.00-13</b>	TR15	13
<b>6.00-14</b>	TR13	30
<b>4.00-15</b>	TR15	40
<b>5.00-15</b>	TR15	35
<b>7.5L-15</b>	TR15	20
<b>9.5L-15</b>	TR15	16
<b>11L-15</b>	TR15	14
<b>10.0/75-15</b>	TR15	14
<b>11.5/80-15</b>	TR15	14
<b>12.5L-15</b>	TR15	12
<b>10.0/75-15.3</b>	TR15	16
<b>11.5/80-15.3</b>	TR15	12
<b>12.5/80-15.3</b>	TR15	12
<b>4.00/60-15.5</b>	TR15	6
<b>5.50-16</b>	TR15	30
<b>6.00-16</b>	TR15	22
<b>6.50-16</b>	TR15	20
<b>8-16</b>	TR15	18
<b>9.0/70-16</b>	TR75A,TR218A	16
<b>9.00-16</b>	TR15	12
<b>10.00-16</b>	TR15, TR218A	12
<b>11.00-16</b>	TR15, TR218A	10
<b>11L-16</b>	TR15, TR218A	14
<b>10.5/65-16</b>	TR15	12
<b>11.5/70-16</b>	TR15	12
<b>13.0/65-16</b>	TR15	12
<b>13.0/75-16</b>	TR15	12
<b>14.0/65-16</b>	TR15	6
<b>14.5/65-16</b>	TR15	6
<b>13.50-16.1</b>	TR15, TR218A	7
<b>14L-16.1</b>	TR15, TR218A	7

Size	Valve	QTY/CTN
<b>16.5L-16.1</b>	TR15, TR218A	7
<b>18.4/21.5L-16.1</b>	TR218A	4
<b>15.0/55-17</b>	TR15	6
<b>17.0/55-17</b>	TR15	6
<b>14-17.5</b>	TR15	8
<b>10.5/80-18</b>	TR15	10
<b>11.5/70-18</b>	TR15	10
<b>12.5/80-18</b>	TR15	8
<b>13.0/65-18</b>	TR15	10
<b>4.00-19</b>	TR14, TR15	30
<b>6.00-19</b>	TR14, TR15	20
<b>8.00-19</b>	TR15	14
<b>15-19.5</b>	TR15	6
<b>500/55-20</b>	TR218A	3
<b>10.5/80-20</b>	TR218A	8
<b>12.5/80-20</b>	TR218A	7
<b>14.5/80-20</b>	TR218A	5
<b>16.0/70-20</b>	TR218A	5
<b>16.00-20</b>	TR179A	3
<b>20.0/70-20</b>	TR150	3
<b>8.3-22/8-22</b>	TR218A	14
<b>9.5-22/9-22</b>	TR218A	12
<b>550/60-22.5</b>	TR218A	2
<b>600/55-22.5</b>	TR218A	2
<b>650/45-22.5</b>	TR218A	2
<b>700/45-22.5</b>	TR218A	2
<b>700/50-22.5</b>	TR218A	2
<b>8.3-24/8-24</b>	TR218A	10
<b>9.5-24/9-24</b>	TR218A	10
<b>11.2-24/10-24</b>	TR218A	6
<b>12.4-24/11-24</b>	TR218A	6
<b>13.6-24/12-24</b>	TR218A	5
<b>14.9-24/13-24</b>	TR218A	4
<b>15.5/80-24</b>	TR218A	4

# INNER TUBE



## FARM & IMPLEMENT

Size	Valve	QTY/CTN
16.5/85-24	TR218A	4
16.9-24/14-24	TR218A	4
18.4-24	TR218A	3
14.9-26/13-26	TR218A	4
19.5L-24	TR218A	3
16.9-26/14-26	TR218A	4
18.4-26/15-26	TR218A	4
23.1-26/18-26	TR218A	2
28.1-26	TR218A	1
600/55-26.5	TR218A	1
800/40-26.5	TR218A	1
8.3-28	TR218A	8
9.5-28	TR218A	8
11.2-28/10-28	TR218A	5
12.4-28/11-28	TR218A	5
13.6-28/12-28	TR218A	4
14.9-28/13-28	TR218A	4
16.9-28/14-28	TR218A	4
18.4-28/15-28	TR218A	4
14.9-30/13-30	TR218A	3
16.9-30/14-30	TR218A	3
18.4-30/15-30	TR218A	3
23.1-30	TR218A	1
800/40-30.5	TR218A	1
8.3/8-32	TR218A	6
12.4-32/11-32	TR218A	4
24.5-32	TR218A	1
30.5-32	TR218A	1
11.2-34	TR218A	4
20.8-34	TR218A	1

Size	Valve	QTY/CTN
23.1-34	TR218A	1
16.9-34/14-34	TR218A	3
18.4-34/15-34	TR218A	3
7.2-36	TR218A	5
9.5/9-36	TR218A	5
11.2-36/11-36	TR218A	4
12.4-36/11-36	TR218A	4
8.3/9.5-38	TR218A	6
11.2-38/10-38	TR218A	4
12.4-38/11-38	TR218A	4
13.6-38/12-38	TR218A	3
14.9-38/13-38	TR218A	3
15.5-38	TR218A	3
16.9-38/14-38	TR218A	3
18.4-38/15-38	TR218A	3
710/70R38	TR218A	1
20.8-38	TR218A	2
6.50-40	TR218A	6
9.5-40	TR218A	4
9.5-42	TR218A	5
18.4-42	TR218A	1
20.8-42	TR218A	1
9.5-44	TR218A	5
14.9-46	TR218A	2
16.9/18.4-46	TR218A	2
13.6-48	TR218A	2
5.00-54	TR77RT	5
270/95R52/54	TR218A	3
16.9/18.4R50	TR218A	1
710/70-42	TR218A	1



## INDUSTRIAL

Size	Valve	QTY/CTN
4.00/4.80-8	JS2, JS87	40
5.00/5.70-8	JS13, JS2	35
18X7-8	JS87, TR13, JS2	30
18.5X8.5-8	JS87, TR13, JS2	22
6.00/6.90-9	JS87, TR13, JS2	26
700-9	TR75A	26
21X8-9	TR13	30
6.50-10	TR15, JS2, JS89	25
23X8-10	TR15	30
7.50-10	JS2, TR75A	18
7.50L-10	JS2, TR75A	18
9.00-10	TR75A	18
15L-10	TR75A	8
7.00-12	JS2, TR75A	22
7.00-15	TR75A	16
8.25-15	TR75A, TR177A	16
9.00-15	TR175A	16
10.00-15	TR179A	12
10.00L-15	TR75A, TR78A	16
11.00-15	TR78A	10
14.50L-15	TR78A	10
200-15	TR75A	16
250-15	TR177A	14
300-15	TR78A	12
31X12.50-15	TR15	12
6.00-16	TR15	22
10.5-18	TR15, TR218A	10
12.5-18	TR15, TR218A	8
7.50-18	TR177A	14
8.25-18	TR177A	14
7.50-20	TR177A	14
8.25-20	TR177A	10
9.00-20	TR175A	9
10.00-20	TR78A	7
10.5-20	TR15, TR218A	8
12.5-20	TR15, TR218A	7
11.00-20	TR78A	6
12.00-20	TR78A	5
14.00-20	TR179A	4
14.5-20	TR15, TR218A	5
14.00-24	TR179A	4

## SMALL INDUSTRIAL, SCOOTER


Size	Valve	QTY/CTN
3.50-6	TR13, TR87	50
4.00-6	TR13, TR87	50
4.10-6	TR13, TR87	50
15X6.00-6	TR13, TR87	40
13/500-6	TR13, TR87	50
3.50-8	TR13, TR87	50
4.00-8	TR13, TR87	40
4.80-8	TR13, TR87, JS244	40
5.00-8	TR13, TR87, JS244	35
5.70-8	TR13, TR87, JS244	35
3.50-10	TR87, JS244	50
5.00-10	TR13, TR87, JS244	40
4.00/4.80-12	TR13	40

## SMALL INDUSTRIAL, SCOOTER

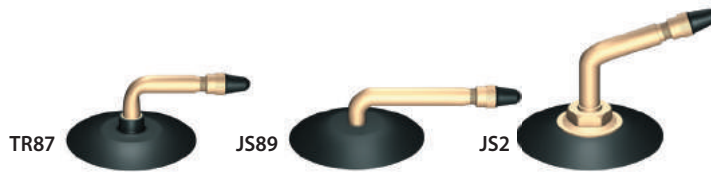
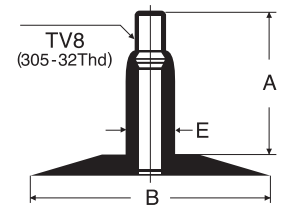
Size	Valve	QTY/CTN
3.50-6	TR13, TR87	50
4.00-6	TR13, TR87	50
4.10-6	TR13, TR87	50
15X6.00-6	TR13, TR87	40
13/500-6	TR13, TR87	50
3.50-8	TR13, TR87	50
4.00-8	TR13, TR87	40
4.80-8	TR13, TR87, JS244	40
5.00-8	TR13, TR87, JS244	35
5.70-8	TR13, TR87, JS244	35
3.50-10	TR87, JS244	50
5.00-10	TR13, TR87, JS244	40
4.00/4.80-12	TR13	40

- Measurement of a carton box : 0.0462CBM
- Maximum load : 588 cartons for 1x20FT container  
950 cartons for 1x40FT container

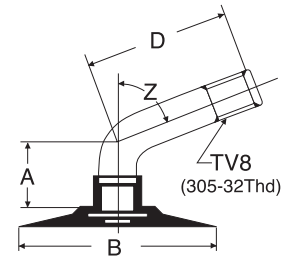
# TUBE VALVE



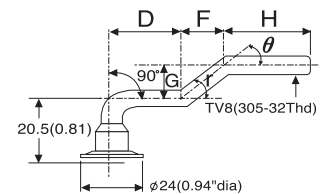
Valve No.	A		B dia		E dia	
	mm	inches	mm	inches	mm	inches
TR13	35	1.38	56	2.20	11.5	0.46
TR15	35	1.38	56	2.20	16.5	0.65
TR150A	88.5	3.48	57	2.24	15.5	0.61



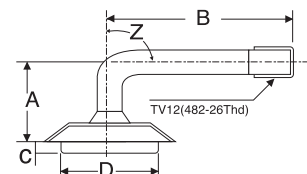
Valve No.	A		B dia		D		Bend Angle Z
	mm	inches	mm	inches	mm	inches	
TR87	15	0.59	44.5	1.75	33	1.31	90°
JS89	12.5	0.49	56	2.20	51	2.01	90°
JS2	26	1.02	56	2.20	33	1.31	70°

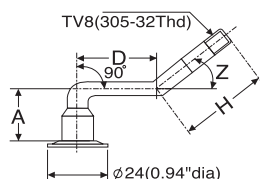
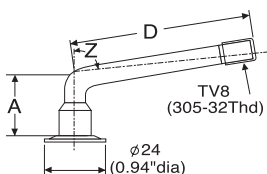
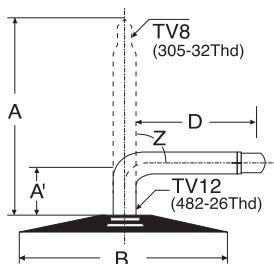



Valve No.	D		F		H		G		Bend Angle r	Bend Angle ø
	mm	inches	mm	inches	mm	inches	mm	inches		
V3-06-3	46	1.81	20.5	0.81	47.5	1.87	17	0.67	40°	40°
V3-06-5	62.5	2.46	19.5	0.77	49	1.93	17	0.67	41°	41°



Valve No.	D		F		H		G		Bend Angle Z
	mm	inches	mm	inches	mm	inches	mm	inches	
TRJ1175C	35	1.38	105	4.13	4	0.16	32	1.25	88°





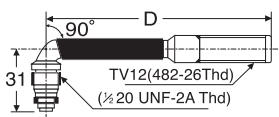
Valve No.	A		A'		D		Bend Angle Z
	mm	inches	mm	inches	mm	inches	
<b>JS75</b>	89.5	3.52	24	0.94	70	2.76	82°
<b>TR75A</b>	95	3.74	24	0.94	76	2.99	86°
<b>TR77A</b>	124	4.88	24	0.94	105	4.13	86°
<b>TR78A</b>	146	5.75	24	0.94	127	5.00	86°
<b>TR175A</b>	134	5.28	24	0.94	115	4.53	86°
<b>TR177A</b>	114	4.49	24	0.94	95	3.74	86°
<b>TR179A</b>	160	6.30	24	0.94	141	5.55	86°

Valve No.	A		B		Bend Angle Z
	mm	inches	mm	inches	
<b>V3-02-3</b>	33	1.30	44.5	1.75	85°
<b>V3-02-15</b>	20.5	0.81	144.5	5.73	86°
<b>V3-02-17</b>	20.5	0.81	156.5	6.16	90°

Valve No.	A		D		H		Bend Angle Z
	mm	inches	mm	inches	mm	inches	
<b>V3-04-5</b>	20	0.79	76	2.99	47.5	1.87	27°
<b>V3-04-10</b>	20.5	0.81	47	1.85	53	2.09	26°



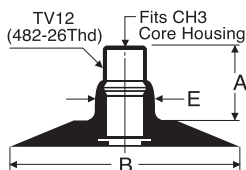
Tube Type Spud Assembly SP 4000



Valve No.	D	
	mm	inches
<b>TRJ4000-5-1/2</b>	139.7	5.5



TR220A



Valve No.	A		B dia		E dia	
	mm	inches	mm	inches	mm	inches
<b>TR218A</b>	24	0.94	63.5	2.50	16	0.64
<b>TR220A</b>	34	1.34	63.5	2.50	16	0.64

# FLAP

To achieve higher competitiveness and greater responsibility for increasing demands, the flap factory was established in Qingdao, China in 1995 and we have been providing our customers with the quality products.

## TRUCK & BUS TIRE

Flap Size	Tire Size	QTY/CTN
15-7.1	7.00 / 7.50 / 8.25-15	21
15-7.9	9.00 / 10.00 / 11.00-15	22
17-7.1	7.00 / 7.50 / 8.25-17	20
18-7	7.00 / 7.50-18	20
18-10.5	12.00 / 13.00-18	6
20-6.0	6.50 / 7.00-20	15
20-7.0	7.50-20	14
20-7.5	8.25 / 9.00-20	14
20-8.0	10.00 / 11.00-20	12
20-8.5	12.00-20	10
20-9.0	13.00 / 14.00-20	8
20-12	12.5 / 14.5-20	4
22-8.3	10.00 / 11.00-22	10
22.5-9.0	11 / 12-22.5	10
24-8.2	11.00 / 12.00-24	10
24/25-10.1	13.00/14.00-24/25	8
24.5-9.0	11 / 12-24.5	8

## RADIAL TRUCK & BUS TIRE

Flap Size	Tire Size	QTY/CTN
15R7.1	7.00 / 7.50 / 8.25R15	21
17R7.1	7.50R17	20
20R6.0	7.00R20	15
20R7.0	7.50R20	14
20R7.5	8.25/9.00R20	14
20R8.0	10.00/11.00R20	12
20R8.5	12.00R20	10
20R8.3	10.00/11.00R22	10
22.5R9.0	11/12R22.5	10
24R8.2	11.00/12.00R24	10
24.5R9.0	11R24.5	8

## LIGHT TRUCK TIRE

Flap Size	Tire Size	QTY/CTN
14-5.0	6.50-14 25	25
15-7.1	6.50/7.00/7.50-15 21	21
15-6.0	6.00-15 21	21
16-7.1	7.50/H78-16LT 18	18
16-6.5	6.50/7.00-16, F78-16LT 18	18
16-5.5	6.00-16LT 20	20

## SAND TIRE

Flap Size	Tire Size	QTY/CTN
16-7.1	9.00/11.00-16	18
20-10.0	16.00-20	8
24/25-10.9	18.00-24/25	6
24/25-13.5	21.00/17.5-25	6

## TRACTOR TIRE

Flap Size	Tire Size	QTY/CTN
15-7.1	11.00-15, 9.50-15	21
16-7.1	7.50/8.00-16	18

## INDUSTRIAL TIRE

Flap Size	Tire Size	QTY/CTN
8-5.7	5.00-8	40
9-6.5	6.00/6.90-9	40
10-6.5	6.50/7.50/9.00-10	40
12-5.5	7.00-12	35
10-11.5	15L-10	20
15-10	14.50L-15	15
14-6.0	24x8.00-14	21
15-7.1	200-15, 250-15	21
15-12	28x13-15	10
16-10	240-16	10
16-12	12.5L-16SL	10
20-17	50x20-20	4
18-12	41x15.0-18	10
20-14	43x18-20, 16-20	6


## OFF-THE-ROAD TIRE

Flap Size	Tire Size	QTY/CTN
20-11.9	15.00/16.00-20	4
24/25-10.1	14.00-24/25	8
24/25-12	16.00-24/25	6
24/25-13.5	18.00-24/25	6
25-13.0	15.5-25	6
25-15.0	17.5/21.00-25	6
25-18.0	20.5/24.00-25	4
25-19.5	23.5-25	4
25-22.5	26.5-25	3

- When placing an order, please indicate valve hole position/ on-center or off-center.
- Measurement of a carton box : 0.0534 CBM
- Maximum load : 500 cartons for 1x20FT container.



# CURING ENVELOPE & CURING TUBE



## SHORT SKIRT TYPE (FOR LONG MILE, OLIVER AND VULCAN SYSTEM)

Code	Tire Size	O.D	I.D	B-B	QTY/CTN
<b>H#0</b>	14.00-20/21, 13.00-24, 18-20, 16.5R22.5 18-22.5, 19.5-19.5, 16.00-20/21	48"	24"	36"	2(XL)
<b>H#1A</b>	11.00-20, 12-22.5, 10.00-22, 11/12-24.5 315/80-22.5	43"	24"	23.5"	2(L)
<b>H#1B</b>	12.00-20, 13-22.5, 11.00-22, 16.5-19.5 13.00-20, 15-22.5, 13/80R20, 14/80R20	43"	20"	31.5"	2(L)
<b>H#1-2</b>	9.00-20, 10.00-20, 9.50-20 10/11/12-22.5, 11.1-20, 10.5-20	41"	22"	24"	2(L)
<b>H#3</b>	7.50-20, 8.25-20, 9-22.5	38"	21"	21.5"	2(S)
<b>H#4B</b>	10.00-15LPT, 11.00-15, 10.00-16 11.00-16, 12.5L-15/16	37"	16"	28.5"	3(S)
<b>H#4</b>	7.00-17/18, 7.50-17/18, 8-19.5 9.00-15/16, 11L-16, 9.5-19.5, 6.50-20	34"	18"	19.5"	2(S)
<b>H#5</b>	7.50-15, 7.00-15, 7.60-15, 9.50-16.5 8.25-16, 6.00/6.50/7.00-16, 8-17.5, 8.00-16.5	32"	17"	19.5"	2(S)
<b>H#6</b>	8.55-14, 7.75-14, 6.70-15, 8.00-15	30"	16"	18.5"	2(S)
<b>H#7-8</b>	All Smaller size 13", 14", and 15"	27"	14"	15"	4(S)

## LONG SKIRT TYPE (FOR SUPER-TREAD, HORIZON, VULCAN 'B' AND BANDAG)

Code	Tire Size	O.D	I.D	B-B	QTY/CTN
<b>H#IR</b>	11.00-20, 12.00-20, 10.00/11.00-22, 12.5-20 13/80R20, 315/80R22.5, 11-24.5, 12-22.5	43"	20"	31.5"	2(L)
<b>H#IR-1</b>	11.00-24, 12.00-24	45"	24"	31.5"	2(XL)
<b>H#1BR1</b>	9.00-20, 10.00-20, 11-22.5, 9.50-20, 11.1-20 285/80-22.5, 12/80-20, 12/80R22.5, 295/80R22.5	41"	20"	28"	2(L)
<b>H#2R</b>	18-22.5, 16.5-22.5, 445/65R22.5	45"	20"	44"	2(XL)
<b>H#2R-1</b>	15-22.5, 425/65R22.5	44"	20"	38"	2(XL)
<b>H#3R</b>	7.50-20, 8.25-20, 9/10-22.5	38"	20"	23.5"	2(S)
<b>H#3R-4BR</b>	10.00-15LPT, 11.00-15, 10-15 12.5L-16, 12-16.5	37"	16"	28.5"	2(S)
<b>H#4R</b>	7.00-18, 8.25-17/18, 6.50/7.00-20 8-19.5, 245/70-19.5	34"	18"	19.5"	2(S)
<b>H#5R</b>	7.50/8.25-15, 8.15-15, 8.75-16.57.00-16/17, 8.00-16.5, 7.50-16/17, 300-15, 28X9-15, 900-15, 8.25-16, 10-16.5	32"	15"	22.5"	2(S)
<b>H#6R</b>	8.85-15, L84-15, 8.20-15, 8.90-15 9.00-15, 9.15-15, 250-15, 6.50-16	30"	15"	19.5"	2(S)
<b>H#7-8R</b>	7.00-12, 7.00-13/14, 7.50-14, 7.35-14 7.75-14, 8.00-14	27"	12"	18.5"	4(S)
<b>56X36</b>	14.00R24	56"	18"	36"	2(XL)

- Envelopes can be ordered with valves or adapters, please specify.
- Measurement of a carton box & Maximum Load for 1x20FT container :  
Extra Large One : 0.0462 CBM and 588 Boxes in 1x20FT  
Large One : 0.0330 CBM and 672 Boxes in 1x20FT  
Small One : 0.0230 CBM and 1,008 Boxes in 1x20FT

# CURING ENVELOPE & CURING TUBE



## EXTENDED SKIRT TYPE (FOR FLEXCURE, ELICK HIGH FLANGE RIMS)

Code	Tire Size	O.D	I.D	B-B	QTY/CTN
H# 1ES	11.00-20, 12.00-20	42"	18"	34"	2(L)
H# 2ES	10.00-22, 11.00-22	42"	20"	32"	2(L)
H# 3ES	11-24.5	42"	22"	30"	2(L)
H# 5ES	10.00-20	40"	18"	30"	2(L)
H# 6ES	11-22.5	40"	20"	28"	2(L)
H# 7ES	9.00-20	39"	18"	28"	2(L)
H# 8ES	10-22.5	39"	20"	26"	2(L)
H# 9ES	7.50-20, 8.25-20	37"	18"	26"	2(L)
H# 10ES	9-22.5	37"	20"	24"	2(L)

## ARC SYSTEM TYPE

Code	Tire Size	O.D	I.D	B-B	QTY/CTN
RC1	11R24.5	44"	18"	34"	2(XL)
RC2	12R24.5, 12R22.5, 10.00R22, 315/80R22.5	44"	16"	36"	2(XL)
RC3	12.00R20, 14/18R20, 11.00R22, 11.00R24, 13R22.5, 15R22.5	44"	14"	38"	2(XL)
RC4	11R22.5, 275/80R24.5, 285/75R24.5	42"	16"	32"	2(L)
RC5	10.00R20, 11.00R20, 13/80R20, 295/80R22.5, 315/75R22.5	42"	14"	36"	2(XL)
RC7	10R22.5, 295/70R22.5, 11/70R22.5	40"	16"	30"	2(L)
RC8	9.00R20, 275/80R22.5, 295/75R22.5	40"	14"	32"	2(L)
RC11	8R19.5, 9R19.5, 7.50R18, 9.5R17.5	35"	13"	27"	2(S)
RC14	9R17.5, 9.50R16.5, 7.50R16, 31X10.50R15	32"	12"	25"	2(S)
RC15	8R16.5	31"	13"	22"	2(S)

## CURING TUBE

Size	QTY/CTN
7.00/7.50/G78/H78-15LT	10
8.25/9.00-15	8
10.00-15	5
11.00-15	5
H78/L78/7.00/7.50-16LT	9
8.25/9.00-16	7
11.00-16	5
6.50-20	9
7.50-20	7
8.25-20	6
9.00-20, 10-22.5	5
10.00-20, 11-22.5	5

Size	QTY/CTN
11.00-20, 12-22.5	4
12.00-20, 13-22.5	3
10.00-22, 11-24.5	4
11.00-22, 12-24.5	3
11.00-24	4
12.00-24	4
13.00-24	3
14.00-24/25, 15.5-25	3
16.00-24/25, 17.5-25	2
18.00-24/25, 20.5-25	1
24.00-25, 23.5-25	1

- Valve : TR78A or Screw-on type TR78A available
- Maximum load : 588 cartons for 1x20FT container
- Measurement of a carton box : 0.0462 CBM

# LIMITED WARRANTY

All products sold by NEXEN CORPORATION, hereinafter known as the MANUFACTURER, shall be delivered free from defects in workmanship and material. The MANUFACTURER has the right to change its product specifications at any time at its own option.

The MANUFACTURER further warrants that all product(s) sold by it, meet or exceed the specifications and regulations regarding technical performance and industrial safety as in force in the country of origin at the time of order acceptance.

The MANUFACTURER's Limited Warranty does not apply where the product(s) sold by the MANUFACTURER are not properly installed, used or serviced.

In the event of a claim by the original buyer or first user of the product(s) for alleged breach of the above Limited Warranty, the MANUFACTURER will, at its option, repair or replace the product(s) sold under the following conditions.

The MANUFACTURER must receive written notice of the claim, stating full details and particulars(usage, application, installation, date and conditions of use at time of failure, date and number of invoice covering the products/products under claim etc.), within 90(ninety) calendar days from date of first application or usage, or 180(one hundred eighty) calendar days from date of the MANUFACTURER's covering invoice, whichever period is the longest;

The product(s) will be held available for inspection by the MANUFACTURER or its Representative for a period not exceeding 90(ninety) calendar days from the date of the first claim. If not inspected by the MANUFACTURER or its authorized Representative within that period, the claim shall be deemed as accepted and will be settled as per the terms of this Limited Warranty. The user may dispose of the product(s) as he sees fit.

The MANUFACTURER shall be limited to replace the product(s) under claim, but not inspected on an ex-factory value basis ;

Upon inspection by the MANUFACTURER of product(s) under claim, a decision will be made regarding settlement of the claim, on the return of the product(s) to the MANUFACTURER's plant for inspection and repair resp. replacement. Return of the product(s) to the MANUFACTURER's plant shall be at user's expense.

Replacement by new product(s) or repair the damaged product(s) shall be at the expense of the MANUFACTURER, on a CIF port of Entry in country of destination basis.

The MANUFACTURER makes no other warranties, expressed or implied, with respect to the product(s) it sells. The MANUFACTURER's liability under this Limited Warranty is limited exclusively to the actions and or values outlined above.





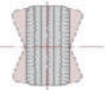
Under no conditions is the MANUFACTURER liable for any damages to person(s) or property, as the user will be responsible to have adequate liability insurance to cover such events.

No person, agent, representative or officer of the MANUFACTURER's corporation is empowered to change, adapt or modify this Limited Warranty.


# MOUNTING INSTRUCTIONS

Any tube, no matter how well manufactured, may fail in use as a result of impact damage, improper inflation or other conditions resulting from use. Tube failures may create risk of property damage or personal injury. In order to avoid the risk of tube failure, we strongly recommend the followings.

## PRECAUTION FOR MOUNTING TIRE WITH TUBE

Recommend mounting process	Warning	Image
Always select proper tube sizes regardless of new tires or used tires.	Do not assemble tires with oversized or undersized tubes. Folding & stretching may cause problems.	
Always clean the tube and tire before mounting process and remove dirt, debris, etc.	Do not mount the tubes with tires in bad condition like with dirt, debris and etc. Also, old valve cores may cause flat tires.	
Always check the type of valve installed to the tube and match if it is centered or off-centered properly installed on the wheels.	Do not fold or twist the valves of tubes on the wheel holes. It may cause tube tearing or valve cracking.	
Always use liquid lubricant between the wheel and the tire in order to install the tubes between the wheel and tire smoothly, when pressurized.	Do not use hard particle lubricant such as talc which pinches tubes and causes pin holes, wear spots. Also, do not use oil or grease to lubricate.	
Always balance on wheels after switching tubes for comfort riding and safe.	Do not drive a car without weight balancing. It caused vibration and heat generation during driving.	





INNER TUBE

TUBE VALVE

FLAP

CURING ENVELOPE & CURING TUBE

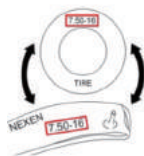
LIMITED WARRANTY

MOUNTING INSTRUCTION

## HOW TO MOUNT TUBES TO TIRES AND WHEELS

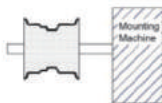
01

Prepare the right tube with tire and wheel.



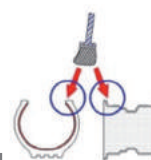
02

Lay the wheel to the mounting machine.



03

Before mounting the tire with wheel, apply the lubricant on tire bead and wheel.



04

Start mounting the tire gently to the bottom side of the wheel.



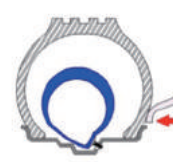
05

Smoothly pull the valve by hand through the rim hole.



06

Put in the rest of the bead over the flange.



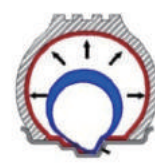
07

Seat the valve correctly, pulling it out by hand to be centered.



08

Inflate the tube until both beads are properly fitted.



09

Check the tire gauge as recommended.



*Creating Innovative Products with Expectation  
and Vision For Tomorrow.*

**NEXEN NEXEN CORPORATION**

**Sales & Marketing Office**

NEXEN CORPORATION 5F 226, BANGBAE-RO, SEOCHO-GU, SEOUL, KOREA 06584

**T** +82-2-595-9811 **F** +82-2-595-0581

**Customer Service**

heungah4@nexencorp.co.kr / heungah5@nexencorp.co.kr /csnexen@nexencorp.co.kr

**H/Q & GIMHAE PLANT**

2595, GIMHAEDAE-RO, GIMHAE-SI, GYEONGSANGNAM-DO, KOREA 50932

**T** +82-55-333-0771 **F** +82-55-333-0778

**SIHWA PLANT**

1DA-301, SIHWA, INDUSTRIAL DISTRICT, 1245 JEONGWANG-DONG, SIHEUNG-SI, GYEONGGI-DO, KOREA 15088

**T** +82-31-499-2751 **F** +82-31-499-2750

**QINGDAO NEXEN CO.,**

H-3-3 BUSAN INDUSTRIAL COMPLEX, 4 JIANGSHAN ZHEN, LAIXI CITY, QINGDAO, CHINA

**T** +86-532-8646-0537 **F** +86-532-8646-0539